

○ MUSIC  city COUNSELOR

THANK YOU FOR YOUR
PURCHASE!



Hey y'all, Laura here! I so appreciate when you please take a moment to leave a review on my resources on my TpT Store. Thanks for your support! Enjoy the resource!

♥ *laura oathout*

LET'S CONNECT!



For helpful ideas, engaging resources, and freebies, please check out my website and membership!

○ ♥ **WEBSITE:** www.musiccitycounselor.com

♥ **MEMBERSHIP:** www.counselorcollab.com

ASCA MINDSETS +

BEHAVIORS

Category 1: Mindset Standards

- M 6: Understanding that postsecondary education and life-long learning are necessary for long-term career success.

Category 2: Behavior Standards

- B-LS 7: Identify long- and short-term academic, career, and social/emotional goals.

DIRECTIONS PAGE 1:

This lesson will take approximately 45 minutes to teach.

Recommended Sequence:

1. Review the PowerPoint or digital for Google Slides™ presentation.
2. Review the instructional posters and display them in your space.
3. Choose a craft, writing activity, worksheet, or coloring page to close the lesson.

Materials Needed:

- Printable materials
- Crayons or markers
- Scissors
- Glue sticks
- Pencils

PowerPoint Presentation:

This presentation introduces students to Boo the Ghost who wants to learn about what she can be when she grows up. On Halloween night, she goes trick-or-treating and visits 14 different community helpers who each teach her about their job. The last slide asks students which career they think Boo should choose, and which one they would choose. Students can "Turn & Talk" with a partner about their responses and then share them out with the group. A link to a digital for Google Slides™ version of the presentation is also included in the zip folder.

Posters:

2 posters are included that display all 14 of the Ghost Community Helpers. Review these with students and display them in your space!

Writing Craft:

A craft for each of the 14 careers is included. Ideally, please let students choose the career that they would most like to be, and give them that craft. If that's not possible, you can randomly assign a

DIRECTIONS PAGE 2:

craft to students to complete. Then, they can write on the lines why they like that career. Next, they can color the community helper ghost. Finally, they can cut out the ghost and writing box. Please see the included sample.


Craft, Worksheets, & Coloring Pages

Assorted worksheets, coloring pages, and another craft are included. Two of the pages ask students to draw/decorate the ghost in the uniform for the community helper they want to be and write the name of it on the line. On the larger ghost, students can decorate it and then cut it out. Please see the included sample.

Questions, comments, or suggestions? Please contact me any time at laura@musiccitycounselor.com. I'm here to help! 😊

PS I so appreciate when you **please leave a review** on my resources on my TpT store. It earns you credits towards future purchases, helps other educators find quality resources, and helps my small business grow!

SAMPLE CRAFT:



© Music City Counselor

I want to be a
BALLET DANCER.

Ballet dancers are so
graceful. I want to dance
like them!

POSTERS

Community Helper GHOSTS



Farmer



Ballet Dancer




Artist



Painter



Astronaut




Police Officer



Detective



Community Helper GHOSTS



Firefighter



Basketball Player



Mail Carrier



Chef



Singer



Lifeguard




Builder



WRITING

CRAFT



© Music City Counselor

I want to be a
BALLET DANCER.




© Music City Counselor

I want to be a
BUILDER.



© Music City Counselor

I want to be a
SINGER.



© Music City Counselor

I want to be a
CHEF.




© Music City Counselor

I want to be a
DETECTIVE.




© Music City Counselor

I want to be a
BASKETBALL PLAYER.



© Music City Counselor

I want to be a
FIREFIGHTER.




© Music City Counselor

I want to be a
PAINTER.



© Music City Counselor

I want to be a
LIFEGUARD.




I want to be an
ASTRONAUT.



© Music City Counselor

I want to be a
POLICE OFFICER.



© Music City Counselor

I want to be a
FARMER.

Handwriting practice lines consisting of solid top and bottom lines with a dashed middle line. There are four sets of these lines provided for practice.



© Music City Counselor

I want to be an
ARTIST.



© Music City Counselor

I want to be a
MAIL CARRIER.

WORKSHEET,

CRAFTS,

+ COLORING

PAGES

Name: _____


When I grow up,
I WANT TO BE A



Name: _____

WHEN I GROW UP

Dress the ghost in the career you want to be when you grow up.



I want to be a:

Dress the ghost as the career you want to be when you grow up. Write the name of the career on the line. Then, cut it out.



© Music City Counselor

Name: _____

© Music City Counselor

When I grow up, I WANT TO BE A:

Color the careers that you would most like to be when you grow up.



Ballet Dancer



Builder



Singer



Chef



Police Officer



Basketball Player




Firefighter



Lifeguard



Artist



Astronaut



Farmer



Mail Carrier

○ TERMS OF USE:

- Make copies for the purchaser's classroom AND share copies with other educators within your school building
- Reference (without distribution) this product in blog posts, seminars, professional development workshops, or other such venues provided there is both credit given to myself as the author and a link back to my TpT store included in the post/presentation

• YOU MAY •

- Claim the work as your own, alter the files in any way, or remove/attempt to remove the copyright
- Share this product with educators outside of your school building
- Repackage, sell, or giveaway this product to others
- Offer to share this product anywhere on the internet as a download or copy

• YOU MAY NOT •



Please contact me any time at laura@musiccitycounselor.com with questions, suggestions, resource requests, or comments. I'm here to help and would love to hear from you!

♥ Laura Oathout

THIS RESOURCE WAS MADE POSSIBLE THANKS TO:

